



aramit cement limited

A UNIT OF ARAMIT GROUP

Dated:- 30th January 2018.

The Chairman
Bangladesh Securities and Exchange Commission
Securities Commission Bhaban
E-6/C, Agargaon, Sher-e-Bangla Nagar Administrative Area,
Dhaka-1207, Bangladesh.
Phone: 880 -2- 55007131,+880-2-55007132.
Fax No. 880- 2 -55007106.

Subject:- Un-audited Financial Statements for the half year ended on 31st December 2017.

Dear Sir,
Compliance to the notification of Bangladesh Securities and Exchange Commission we are submitting herewith the Un-audited Financial Statements for the half year ended on 31st December, 2017 for your kind information and record.

Thanking you.

Yours faithfully

For Aramit Cement Limited

(Syed Kamruzzaman, FCMA)
Company Secretary

Encl: As stated above.

CC : **The Company Secretary**
Dhaka Stock Exchange Limited,
Stock Exchange Building, 9/F Motijheel C/A, Dhaka, Bangladesh.
Tel: 88-02-9564601, 7175703-11, Fax No. 88-02-9564727

CC : **The Company Secretary**
Chittagong Stock Exchange Limited,
CSE Building, 1080 Sk. Mujib Road, Agrabad, Chittagong, Bangladesh.
Tel: 88-031-7145632-3, 720871, (Dhaka Office: +880-2-9513911-15))
Fax No. 88-031-714101, (Dhaka Office: +880-2-9513906)

ARAMIT CEMENT LIMITED
STATEMENT OF FINANCIAL POSITION (Un-audited)
AS AT 31 DECEMBER 2017

	Note(s)	December 2017 Taka	June 2017 Taka
ASSETS & PROPERTIES			
NON CURRENT ASSETS & PROPERTIES			
		1,018,441,508	964,432,472
Property, Plant & Equipment	3	921,104,536	884,725,099
Capital Work In Progress	4	57,804,472	40,174,873
Investment	5	39,532,500	39,532,500
CURRENT ASSETS & PROPERTIES			
		2,841,476,802	2,383,855,619
Inventories	6	130,754,996	93,376,840
Trade Receivables	7	1,894,260,691	1,442,735,906
Advances, Deposits and Prepayments	8	507,112,099	486,553,376
Due From Associated Companies	9	295,176,565	331,704,495
Other Receivables	10	5,747,622	3,598,955
Cash and Bank Balances	11	8,424,829	25,886,047
TOTAL ASSETS & PROPERTIES		3,859,918,310	3,348,288,090
SHAREHOLDERS' EQUITY & LIABILITIES			
SHAREHOLDERS' EQUITY			
		291,393,574	377,940,681
Share Capital	12	338,800,000	338,800,000
Share Premium		84,700,000	84,700,000
Reserves & Surplus		(132,106,426)	(45,559,319)
General Reserve	13	26,000,000	26,000,000
Unappropriated Profit / (Loss)		(158,106,426)	(71,559,319)
NON CURRENT LIABILITIES			
		616,017,881	541,986,616
Term Loan & Lease Finance	14	563,146,044	497,662,762
Deferred Income Tax	15	29,069,395	23,484,870
Provision for Employees' Retiral Gratuity	16	23,802,442	20,838,984
CURRENT LIABILITIES AND PROVISIONS			
		2,952,506,854	2,428,360,793
Current portion of Term Loan & Lease Finance	17	156,579,378	124,175,149
Current portion of Redeemable Debentures	18	17,836,805	17,836,805
Creditors and Accruals	19	435,242,194	175,835,540
Provision For Income Tax	20	29,750,955	24,402,318
Provision For WPP & WF	21	31,335	31,335
Short Term Loan	22	2,245,799,856	2,017,398,385
Due to Associated Companies	23	28,983,899	28,233,018
Unclaimed Dividend	24	38,282,432	40,448,243
TOTAL SHAREHOLDERS' EQUITY & LIABILITIES		3,859,918,310	3,348,288,090
NET ASSET VALUE PER SHARE			
	31	8.60	11.16


CHAIRMAN


MANAGING DIRECTOR


DIRECTOR


COMPANY SECRETARY


CHIEF FINANCIAL OFFICER

ARAMIT CEMENT LIMITED
STATEMENT OF COMPREHENSIVE INCOME (Un-audited)
FOR THE PERIOD ENDED 31 DECEMBER 2017

	Note(s)	December 2017 6 months Taka	December 2016 6 months Taka	Oct - Dec 2017 3 months Taka	Oct - Dec 2016 3 months Taka
Net Turnover	25	784,837,252	670,981,181	466,356,995	387,462,501
Cost of goods sold	26	(661,085,758)	(528,674,337)	(386,531,663)	(312,719,115)
Gross profit		123,751,494	142,306,844	79,825,332	74,743,386
Operating expenses					
General and Administrative	27	(23,995,096)	(19,437,883)	(13,262,171)	(11,493,074)
Selling and Distribution	28	(41,722,589)	(31,083,033)	(21,599,490)	(17,894,704)
		(65,717,685)	(50,520,915)	(34,861,661)	(29,387,778)
Trading profit		58,033,809	91,785,929	44,963,671	45,355,608
Financial expenses	29	(136,818,667)	(112,669,504)	(69,758,492)	(58,188,456)
Profit/(Loss) before other income		(78,784,858)	(20,883,575)	(24,794,821)	(12,832,848)
Other income - operating	30	3,170,914	2,566,325	1,214,168	1,254,874
Net profit/(Loss) before WPPF		(75,613,945)	(18,317,249)	(23,580,654)	(11,577,974)
Contribution @ 5% of operating profit to Workers' profit participation & welfare funds	21	-	-	-	-
Profit/(Loss) before income tax		(75,613,945)	(18,317,249)	(23,580,654)	(11,577,974)
Provision for income tax					
Current	20	(5,348,637)	(4,542,269)	(3,173,256)	(2,894,715)
Deferred	15	(5,584,525)	404,000	(1,071,182)	1,294,527
		(10,933,163)	(4,138,269)	(4,244,439)	(1,600,188)
Profit/(Loss) after income tax		(86,547,107)	(22,455,518)	(27,825,092)	(13,178,162)
Earning per share	32	(2.55)	(0.66)	(0.82)	(0.39)

These financial statements should be read in conjunction with the annexed Notes


CHAIRMAN


MANAGING DIRECTOR


DIRECTOR



COMPANY SECRETARY


CHIEF FINANCIAL OFFICER

ARAMIT CEMENT LIMITED
STATEMENT OF CASHFLOWS (Un-audited)
FOR THE PERIOD ENDED 31 DECEMBER 2017

	December 2017 Taka	December 2016 Taka
CASH FLOW FROM OPERATING ACTIVITIES		
Collection from sales	331,163,800	479,080,733
Payment for cost and other expenses	(462,027,746)	(590,401,451)
Net cash inflow / (outflow) from Operating Activities	(130,863,946)	(111,320,718)
CASH FLOW FROM INVESTING ACTIVITIES		
Capital expenditures	(114,351,502)	(15,661,909)
Due from Associated Companies	36,527,930	11,435,861
Interest earned	3,170,914	2,566,325
Net cash inflow / (outflow) from Investing Activities	(74,652,658)	(1,659,723)
CASH FLOW FROM FINANCING ACTIVITIES		
Share Capital	-	-
Share Premium	-	-
Due to Associated Companies	750,881	(13,088,024)
Short term loan	228,401,471	237,840,039
Long Term Loan & Lease Finance	97,887,511	3,049,271
Dividends paid	(2,165,811)	(12,047,574)
Interest paid on short term loan	(136,818,667)	(112,669,504)
Redeemable debentures	-	-
Net cash inflow / (outflow) from Financing Activities	188,055,385	103,084,208
Net increase in cash & cash equivalents	(17,461,218)	(9,896,230)
Cash and cash equivalents at the beginning	25,886,047	14,871,227
Cash and cash equivalents at the end	8,424,829	4,974,997
OPERATING CASH FLOW PER SHARE	(3.86)	(3.29)


CHAIRMAN


MANAGING DIRECTOR

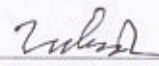

DIRECTOR


COMPANY SECRETARY


CHIEF FINANCIAL OFFICER


ARAMIT CEMENT LIMITED
STATEMENT OF CHANGES IN OWNERS' EQUITY (Un-audited)
FOR THE PERIOD ENDED 31 DECEMBER 2017

Particulars	Share Capital	Share Premium	General Reserve	Unappropriated Profit/(Loss)	Total Equity
	Taka	Taka	Taka	Taka	Taka
Balance as on 01 July 2017	338,800,000	84,700,000	26,000,000	(71,559,319)	377,940,681
Cash dividend					-
Net profit (after tax) transferred from Statement of Comprehensive Income	-		-	(86,547,107)	(86,547,107)
	-		-	(86,547,107)	(86,547,107)
Balance as at 31 December 2017	338,800,000	84,700,000	26,000,000	(158,106,426)	291,393,574
Balance as on 01 July 2016	338,800,000	84,700,000	26,000,000	35,881,971	485,381,971
Cash dividend for 2016 (6 month)				(6,776,000)	(6,776,000)
Net profit (after tax) transferred from Statement of Comprehensive Income	-		-	(22,455,518)	(22,455,518)
				(29,231,518)	(29,231,518)
Balance as at 31 December 2016	338,800,000	84,700,000	26,000,000	6,650,453	456,150,453


 CHAIRMAN

 MANAGING DIRECTOR


 DIRECTOR


 COMPANY SECRETARY


 CHIEF FINANCIAL OFFICER