



aramit cement limited

A UNIT OF ARAMIT GROUP

Dated: - 13th November, 2019.

The Chairman
Bangladesh Securities and Exchange Commission
Securities Commission Bhaban
E-6/C, Agargaon, Sher-e-Bangla Nagar Administrative Area,
Dhaka-1207, Bangladesh.
Phone: 880 -2- 55007131,+880-2-55007132.
Fax No. 880- 2 -55007106.
E-mail: secbd@bdmail.net

Subject: - Un-audited Financial Statements for the 1st quarter ended on 30th September 2019.

Dear Sir,
Compliance to the notification of Bangladesh Securities and Exchange Commission we are submitting herewith the Un-audited Financial Statements for the 1st quarter ended on 30th September, 2019 for your kind information and record.

Thanking you.

Yours faithfully

For Aramit Cement Limited

(Syed Kamruzzaman, FCMA)
Company Secretary

Encl: As stated above.


CC : The Company Secretary
Dhaka Stock Exchange Limited,
Stock Exchange Building, 9/F Motijheel C/A, Dhaka, Bangladesh.
Tel: 88-02-9564601, 7175703-11, Fax No. 88-02-9564727

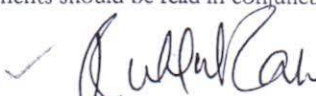
: The Company Secretary
Chittagong Stock Exchange Limited,
CSE Building, 1080 Sk. Mujib Road, Agrabad, Chittagong, Bangladesh.
Tel: 88-031-7145632-3, 720871, (Dhaka Office: +880-2-9513911-15))
Fax No. 88-031-714101, (Dhaka Office: +880-2-9513906)


ARAMIT CEMENT LIMITED
STATEMENT OF FINANCIAL POSITION (Un-audited)
AS AT 30 SEPTEMBER 2019

		Note(s)	September 2019 Taka	June 2019 Taka
ASSETS & PROPERTIES				
NON CURRENT ASSETS & PROPERTIES			1,164,298,926	1,168,429,337
Property, Plant & Equipment	3		872,870,512	891,048,706
Capital Work In Progress	4		251,895,914	237,848,131
Investment	5		39,532,500	39,532,500
CURRENT ASSETS & PROPERTIES			3,621,128,102	3,619,059,600
Inventories	6		228,942,432	128,023,668
Trade Receivables	7		2,089,349,483	2,107,134,525
Advances, Deposits and Prepayments	8		745,294,856	667,972,268
Due from Associated Companies	9		527,829,424	635,816,555
Other Receivables	10		2,898,955	2,898,955
Cash and Bank Balances	11		26,812,953	77,213,628
TOTAL ASSETS & PROPERTIES			4,785,427,029	4,787,488,937
SHAREHOLDERS' EQUITY & LIABILITIES				
SHAREHOLDERS' EQUITY			3,418,751	28,630,396
Share Capital	12		338,800,000	338,800,000
Share Premium			84,700,000	84,700,000
Reserves & Surplus			(420,081,249)	(394,869,604)
General Reserve	13		26,000,000	26,000,000
Unappropriated Profit / (Loss)			(446,081,249)	(420,869,604)
NON CURRENT LIABILITIES			473,033,700	481,973,808
Term Loan & Lease Finance	14		384,663,490	397,653,136
Deferred Income Tax	15		57,059,379	54,181,359
Provision for Employees' Retiral Gratuity	16		31,310,831	30,139,312
CURRENT LIABILITIES AND PROVISIONS			4,308,974,578	4,276,884,732
Current portion of Term Loan & Lease Finance	17		206,914,187	195,561,129
Current portion of Redeemable Debentures	18		17,836,805	17,836,805
Creditors and Accruals	19		519,755,507	582,879,546
Provision For Income Tax	20		48,625,287	45,965,125
Provision For WPP & WF	21		31,335	31,335
Short Term Loan	22		3,449,883,747	3,368,683,081
Due to Associated Companies	23		44,661,240	44,661,240
Unclaimed Dividend	24		21,266,471	21,266,471
TOTAL SHAREHOLDERS' EQUITY & LIABILITIES			4,785,427,029	4,787,488,936
NET ASSET VALUE PER SHARE			0.10	0.85

These financial statements should be read in conjunction with the annexed Notes.


CHAIRMAN


MANAGING DIRECTOR


DIRECTOR


COMPANY SECRETARY


CHIEF FINANCIAL OFFICER

ARAMIT CEMENT LIMITED
STATEMENT OF COMPREHENSIVE INCOME (Un-audited)
FOR THE PERIOD ENDED 30 SEPTEMBER 2019

	<u>Note(s)</u>	September 2019 3 months Taka	September 2018 3 months Taka
Net Turnover	25	443,360,307	355,601,687
Cost of goods sold	26	(351,435,033)	(315,358,148)
Gross profit		91,925,273	40,243,539
Operating expenses			
General and Administrative	27	(13,284,955)	(12,915,621)
Selling and Distribution	28	(16,718,021)	(15,563,233)
		(30,002,976)	(28,478,854)
Trading profit		61,922,297	11,764,685
Financial expenses	29	(81,595,760)	(80,468,156)
Profit before other income		(19,673,463)	(68,703,471)
Other income - operating	30	-	-
Net profit before WPPF		(19,673,463)	(68,703,471)
Contribution @ 5% of operating profit to Workers' profit participation & welfare funds	21	-	-
Profit before income tax		(19,673,463)	(68,703,471)
Provision for income tax			
Current	20	(2,660,162)	(2,133,610)
Deferred	15	(2,878,020)	(666,464)
		(5,538,182)	(2,800,074)
Profit after income tax		(25,211,644)	(71,503,546)
Earning per share	32	- 0.74	- 2.11

These financial statements should be read in conjunction with the annexed Notes



CHAIRMAN



MANAGING DIRECTOR



DIRECTOR



COMPANY SECRETARY



CHIEF FINANCIAL OFFICER

ARAMIT CEMENT LIMITED
STATEMENT OF CASHFLOWS (Un-audited)
FOR THE PERIOD ENDED 30 SEPTEMBER 2019

	September 2019 Taka	September 2018 Taka
CASH FLOW FROM OPERATING ACTIVITIES		
Collection from sales	461,145,345	396,651,778
Payment for cost and other expenses	(604,358,316)	(627,707,035)
Net cash inflow / (outflow) from Operating Activities	(143,212,971)	(231,055,257)
CASH FLOW FROM INVESTING ACTIVITIES		
Capital expenditures	(14,239,238)	(8,443,244)
Due from Associated Companies	107,987,131	(26,410,186)
Net cash inflow / (outflow) from Investing Activities	93,747,893	(34,853,430)
CASH FLOW FROM FINANCING ACTIVITIES		
Short term loan	81,200,666	364,599,558
Long Term Loan & Lease Finance	(1,636,588)	(2,967,973)
Interest paid on short term loan	(81,595,760)	(80,468,156)
Net cash inflow / (outflow) from Financing Activities	(2,031,682)	281,163,430
Net increase in cash & cash equivalents	(51,496,758)	15,254,744
Adjustment for unrealised foreign currency fluctuation gain/(loss) during the period	1,096,084	294,890
Cash and cash equivalents at the beginning	77,213,627	66,895,725
Cash and cash equivalents at the end	26,812,953	82,445,358
OPERATING CASH FLOW PER SHARE	4.23	6.82


CHAIRMAN


MANAGING DIRECTOR


DIRECTOR


COMPANY SECRETARY


CHIEF FINANCIAL OFFICER

ARAMIT CEMENT LIMITED
RECONCILIATION OF CASH FLOW FROM OPERATING ACTIVITIES (Un-audited)
FOR THE PERIOD ENDED 30 SEPTEMBER 2019

	30 September 2019 Taka	30 September 2018 Taka
Profit before interest and income tax	61,922,297	11,764,685
Non-cash expenditures		
Depreciation	18,369,648	31,996,402
Employees' retiral gratuity	1,171,519	1,171,519
Adjustment for unrealised foreign currency	(1,096,084)	(294,890)
	18,445,083	32,873,031
Other income - operating	-	-
Changes in Working Capital		
(Decrease) / increase in current liabilities		
Creditors and accruals	(63,124,039)	(233,301,351)
(Increase) / decrease in current assets		
Stocks	(100,918,764)	(48,338,677)
Book debts	17,785,041	41,400,093
Advances, deposits and prepayments	(77,322,588)	(35,103,038)
Other Receivable	(0)	(350,000)
	(160,456,312)	(42,391,622)
Net cash inflow/(outflow) from Operating Activities	(143,212,971)	(231,055,257)

ARAMIT CEMENT LIMITED
STATEMENT OF CHANGES IN OWNERS' EQUITY (Un-audited)
FOR THE PERIOD ENDED 30 SEPTEMBER 2019

Particulars	Share Capital	Share Premium	General Reserve	Unappropriated Profit/(Loss)	Total Equity
	Taka	Taka	Taka	Taka	Taka
Balance as on 01 July 2019	338,800,000	84,700,000	26,000,000	(420,869,605)	28,630,395
Net profit (after tax) transferred from Statement of Comprehensive Income	-	-	-	(25,211,644)	(25,211,644)
Balance as at 30 September 2019	338,800,000	84,700,000	26,000,000	(446,081,249)	3,418,751
Balance as on 01 July 2018	338,800,000	84,700,000	26,000,000	(246,284,947)	203,215,053
Net profit (after tax) transferred from Statement of Comprehensive Income	-	-	-	(71,503,546)	(71,503,546)
Balance as at 30 September 2018	338,800,000	84,700,000	26,000,000	(317,788,493)	131,711,507



CHAIRMAN



MANAGING DIRECTOR



DIRECTOR



COMPANY SECRETARY



CHIEF FINANCIAL OFFICER